IPAD PRONo Power ON

[machine model]: ipad pro

[Fault phenomenon]: No Power ON



[Maintenance process]: Received an IPAD big PRO from the customer, and the customer description used the No Power ON.Plug the charger without any reaction, directly remove the screen and check the motherboard.Measure the main board main VCC short circuit, observe the motherboard details under the microscope



Carefully observed that there is a broken trace of a capacitor, directly deduct the capacitor



The main VCC to ground diode value is measured again and has returned to normal.



Direct button screen boot test, can start normally, test function is normal, troubleshooting, maintenance is over